



INTERNATIONAL
TRADE
ADMINISTRATION

Texas Exports, Jobs, & Foreign Investment

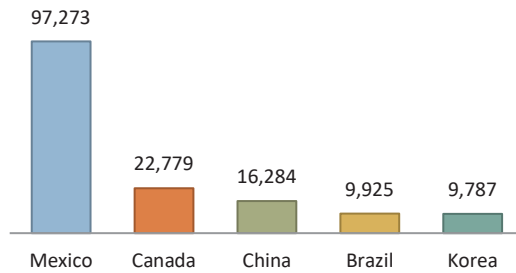
Texas Depends on World Markets

- Exports from Texas helped contribute to the \$2.33 trillion of U.S. goods and services exports in 2017.

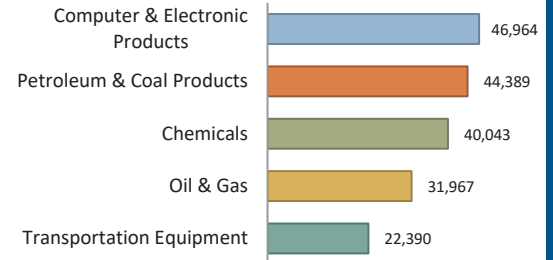
\$264.1 billion

Texas goods exports in 2017

Texas's Top 5 Export Markets
(Millions of U.S. Dollars)



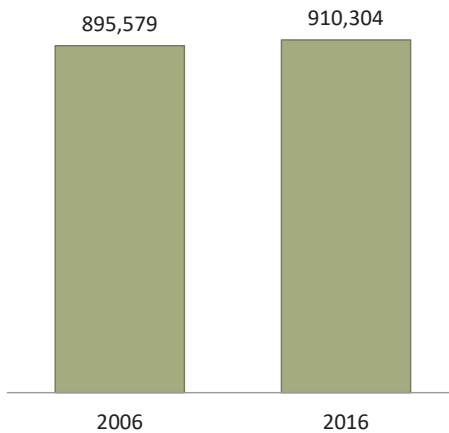
Texas's Top 5 Export Categories
(Millions of U.S. Dollars)



Exports Support Jobs

- Nationally, U.S. jobs supported by exports reached an estimated 10.7 million in 2016, up 1.2 million from 2006.

Jobs Supported by Texas Goods Exports Up by 15 Thousand Jobs Over Past Ten Years



910,304

U.S. jobs supported by goods exports from Texas in 2016

95% of these jobs were supported by manufactured goods exports

Exports Sustain Thousands of Texas Businesses

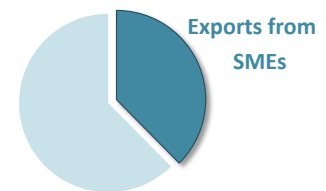
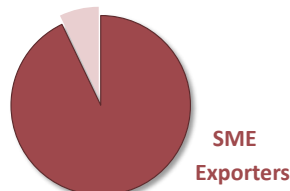
- A total of 40,343 companies exported from Texas locations in 2015.

37,471

Number of small and medium-sized (SME) goods exporters in Texas in 2015

SMEs account for **93%** of Texas goods exporters

...and **38%** of known Texas goods export value





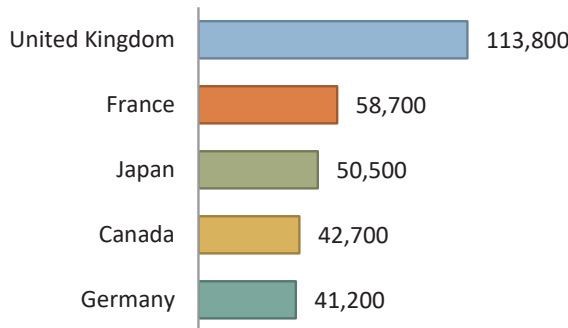
INTERNATIONAL
TRADE
ADMINISTRATION

Texas Exports, Jobs, & Foreign Investment

Foreign Investment & Jobs in Texas

- In 2015, foreign-owned companies employed 585,900 Texas workers

Texas Employment in Foreign-Owned Companies
Number of Employees by Country of UBO



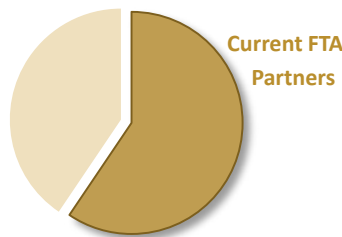
5.8%

Share of Texas private-industry employment at foreign-owned firms

Free Trade Agreements

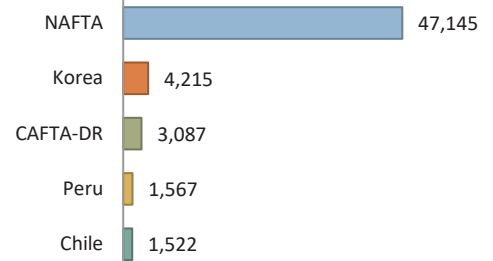
- The U.S. currently has 14 free trade agreements in force with 20 countries.
- Texas's exports to U.S. FTA partners totaled \$157 billion in 2017.

In 2017, exports to FTA markets accounted for **59%** of Texas exports



Since 2007, exports from Texas to FTA markets have grown by **65%**

Top Dollar Growth, 2007-17
(Millions of U.S. Dollars)



Texas's Metropolitan Exports

- Houston-The Woodlands-Sugar Land is the 2nd largest metro area reporting exports nationwide.

Metro Area	2016 Goods Export Value	Share of State Exports
Houston-The Woodlands-Sugar Land	\$84.1 billion	41.50%
Dallas-Fort Worth-Arlington	\$27.2 billion	13.40%
El Paso	\$26.5 billion	13.10%
Austin-Round Rock	\$10.7 billion	5.30%
Beaumont-Port Arthur	\$9.7 billion	4.80%
Laredo	\$8.8 billion	4.30%
Corpus Christi	\$8.7 billion	4.30%
San Antonio-New Braunfels	\$5.6 billion	2.80%
McAllen-Edinburg-Mission	\$5.2 billion	2.60%

Prepared by the Office of Trade and Economic Analysis, International Trade Administration, U.S. Department of Commerce.

For more resources please see www.trade.gov/mas/ian. Sources include resources from the U.S. Department of Commerce's International Trade Administration, Bureau of the Census, and Bureau of Economic Analysis.